

Sadakathullah Appa College

*An Autonomous Institution, Re-Accredited by NAAC at an 'A' Grade, * ISO 9001: 2015 Certified *

CRITERION II

TEACHING LEARNING AND EVALUATION

2.5.3

EXAMINATION MANAGEMENT SYSTEM

CONTROLLER OF EXAMINATIONS

ONLINE SEMESTER EXAMINATION SCREENSHOTS

Submitted to

THE NATIONAL ASSESSMENT AND ACCREDITATION COUNCIL
(NAAC)

August 2022



Admin Login

Online Exam

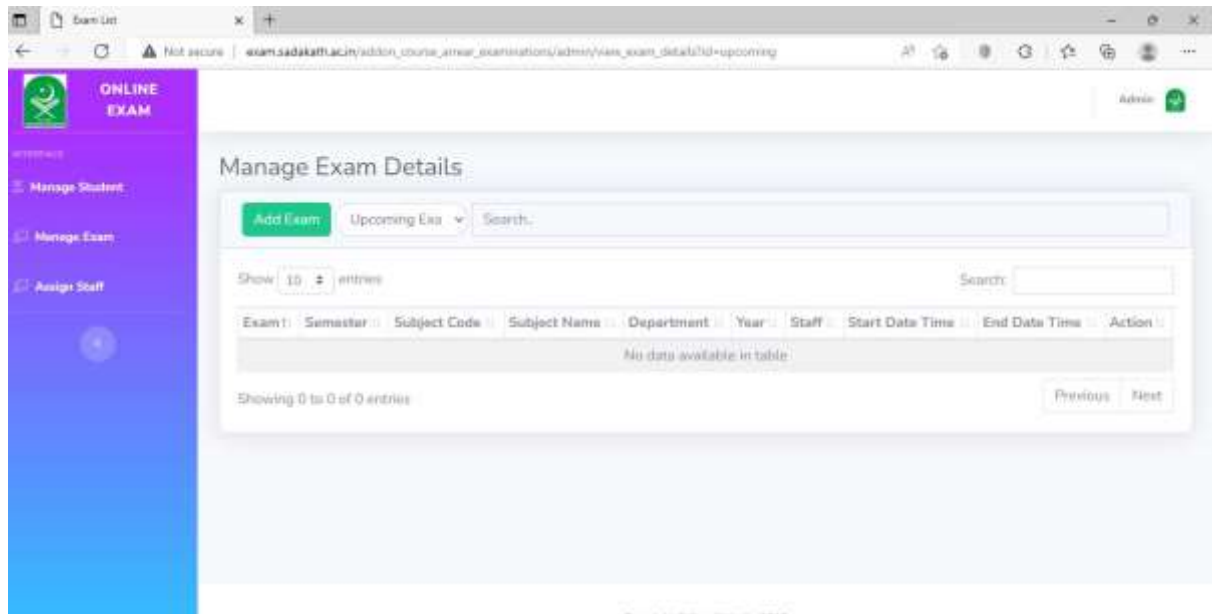
← → ↻ https://exam.sadakath.ac.in/addon_course_arrear_examinations/admin 🔍 🌐 🔄 ⭐



Welcome

Don't have an account? [Sign Up](#)

Admin Home page



Create Exam/schedule Exam

Exam List

Not secure | exam.sadskath.ac.in/addon_course_amear_examinations/admin/add_exam_details

Exam

Year

Semester

Department

Subject Code

Subject Name

Start Date & Time

End Date & Time

Choose File No file chosen

Create Exam

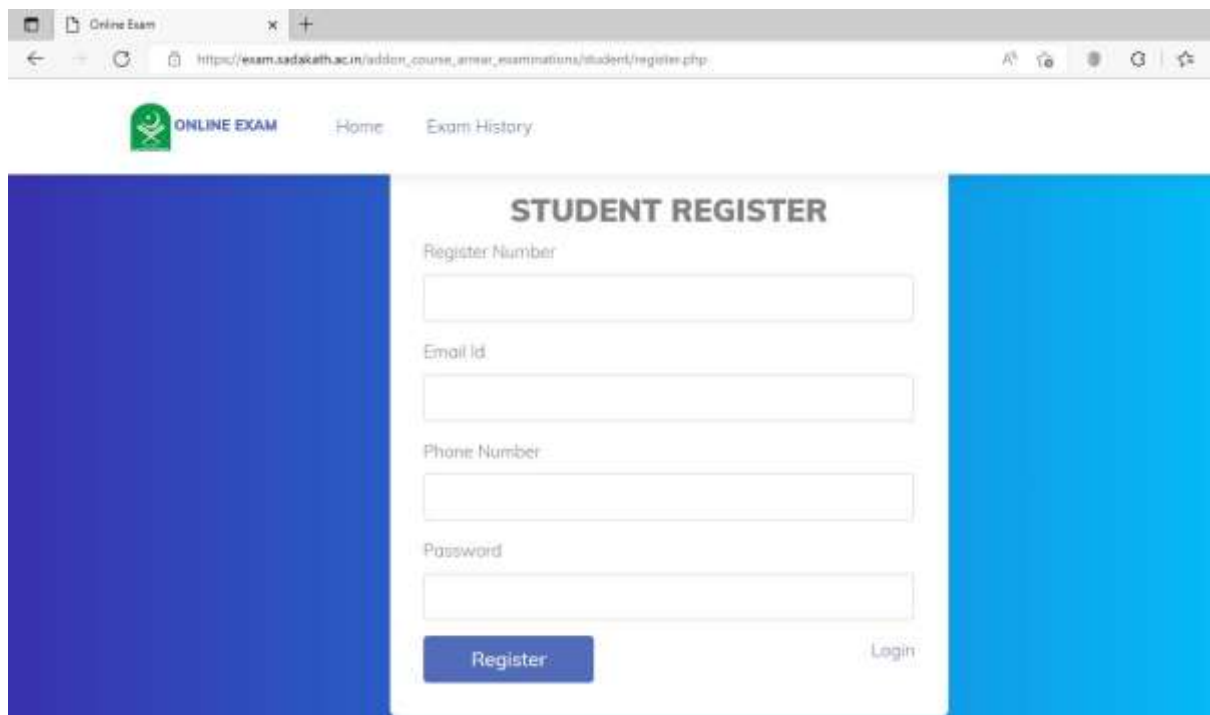
Student login page

The screenshot shows a web browser window with the title "ONLINE EXAM — Login". The address bar displays the URL "https://exam.ssdakath.ac.in/addon_course_inner_examinations/student/". Below the address bar, there is a contact information bar showing a phone number "0462 2540763" and an email "controlersodak@gmail.com". On the right side of this bar, there are links for "Log In" and "Register".

The main content area features a blue gradient background. On the left, there is a logo for "ONLINE EXAM" with a green circular icon containing a white 'X'. To the right of the logo are the links "Home" and "Exam History".

In the center, there is a white box titled "STUDENT LOGIN". Inside this box, there are two input fields: "Register Number" and "Password". Below the "Register Number" field is a blue "Log In" button. To the right of the "Log In" button is a link "Forgot Password". Below the "Password" field is a link "Create New Account".

Student – create password



The screenshot shows a web browser window with the address bar displaying https://exam.sadakh.ac.in/addon_course_amear_examinations/student/register.php. The page features a header with the "ONLINE EXAM" logo and navigation links for "Home" and "Exam History". The main content area is titled "STUDENT REGISTER" and contains a registration form with the following fields: "Register Number", "Email Id", "Phone Number", and "Password". Each field is represented by a text input box. Below the "Password" field, there are two buttons: a blue "Register" button and a "Login" link.

ONLINE EXAM

Home Exam History

STUDENT REGISTER

Register Number

Email Id

Phone Number

Password

Register Login

Student Home page

Online Exam — Home x +

Not secure | exams.sadsketh.ac.in/addon_course_arrear_examinations/student/home.php

0462 2540763 | control@sadsketh.ac.in

HELEN FILOMINA KOSKEY A Log Out

ONLINE EXAM Home Exam History

Your "HARDWARE AND NETWORKING" Exam Question Details

18NCC511 - HARDWARE AND NETWORKING
AZO - III
Exam : ADD ON COURSE EXTERNAL ARREAR EXAMINATIONS
Semester : FIRST

View and Download Question paper

The screenshot shows a web browser window with the following elements:

- Browser Tab:** ONLINE EXAM — Home
- Address Bar:** Not secure | exam.sadakhath.ac.in/addon_course_arrear_examinations/student/exam.php?id=2
- Header Bar:**
 - Phone icon: 0462 2540763
 - Email icon: controllersadakh@gmail.com
 - User profile: HELEN FILOMINA KOSKEY A
 - Logout button: Log Out
- Navigation Bar:**
 - ONLINE EXAM logo
 - Home link
 - Exam History link
 - Timer: 00 : 06 : 42
- Main Content Area:**
 - Section header: ONLINE EXAM
 - Buttons:
 - View Exam Question (with eye icon)
 - Download Exam Question (with download icon)
 - Upload Answer Scripts (with upload icon)
- Footer:** Copyright ©2022 All rights reserved ♥ ONLINE TEST

Uploading Answer scripts

ONLINE EXAM — Home x +

Not secure exam.sadskath.ac.in/addon_course_wheat_examinations/student/exam.php?id=2

ONLINE EXAM Home Exam History

00 : 02 : 03

ONLINE EXAM

View Exam Question Download Exam Question Upload Answer Scripts

Upload Answer Script below 15MB size

TOTAL NO OF PAGES WRITTEN 12

Choose File 1BNICSC12-19AEN44.pdf

Upload Single pdf file

Upload

Student Exam History


Online Exam — Login

Not secure | exam.sadastath.ac.in/admin/stune_exam_examinations/student/profile.php

ONLINE EXAM

Home

Exam History



Batch

Exam History

Subject Code	Subject Name	No of Pages Written	Start Date & Time	End Date & Time	Exam Status
--------------	--------------	---------------------	-------------------	-----------------	-------------

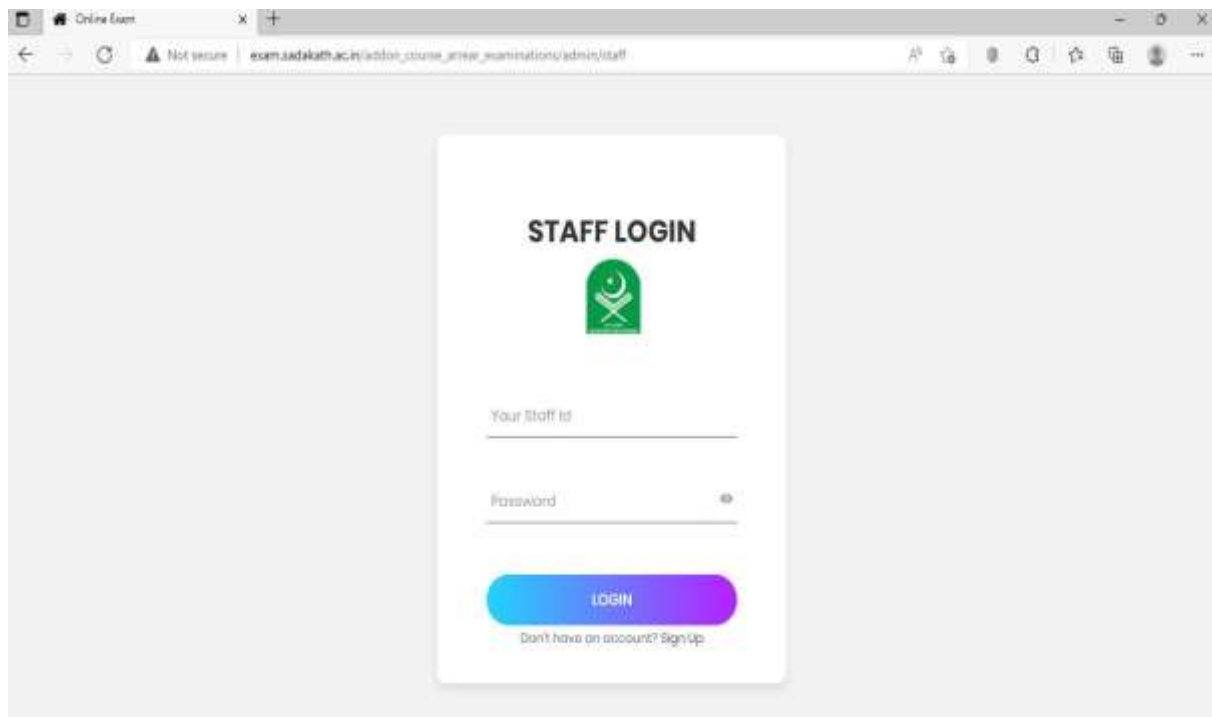
Admin-Assign staff for Evaluation

The screenshot shows a web browser window with the title 'Assign Staff'. The address bar displays the URL 'exam.sadakath.ac.in/addon_course_area_examinations/admin/add_assign_staff'. The page features a purple sidebar on the left with the text 'Assign Staff' and a back arrow icon. The main content area is titled 'Assign Staff To Subject' and contains the following input fields:

- Subject Code (dropdown menu)
- Department Code
- Staff Name
- Staff Id
- Password
- Description


Below the input fields is a green button labeled 'Assign'.

External Staff Login



The image shows a web browser window with the title "Online Exam". The address bar displays the URL "exam.aadskath.ac.in/addon_course_year_examinations/admin/staff". The page content is a login form titled "STAFF LOGIN" with a green logo featuring a crescent and star. The form includes two input fields: "Your Staff Id" and "Password". Below the fields is a blue "LOGIN" button. At the bottom, there is a link that says "Don't have an account? Sign Up".

STAFF LOGIN



Your Staff Id

Password

LOGIN

Don't have an account? [Sign Up](#)

Staff home page

Staff

Show 10 entries

Search

Subject Code	Subject Name	Department Code	Class	Open Date Time	Close Date Time	Exam Status	Action
18UAIT21	WEB DESIGNING TOOLS	SIT	I	2021-07-08 08:00:00	2021-07-08 23:00:00		
18UCIT41	ROBMS WITH ORACLE	SIT	II	2021-07-08 08:00:00	2021-07-08 23:00:00		
18UCIT41	ROBMS WITH ORACLE	SIT	III	2021-07-08 08:00:00	2021-07-08 23:00:00		
18UCIT42	OPERATING SYSTEM	SIT	II	2021-07-08 08:00:00	2021-07-08 23:00:00		
18UCIT42	OPERATING SYSTEM	SIT	III	2021-07-08 08:00:00	2021-07-08 23:00:00		

Showing 1 to 5 of 5 entries

Previous 1 Next

Staff- Valuation page

Manage Exam Details

4c3a5ed172200664d...

4 / 21

92%

It is a collection of programs that are used to create and maintain a database. Another name for it is general-purpose software that enables the user with the process of defining, constructing and manipulating the database for various applications.

Database systems are designed to manage large volumes of information efficiently. It helps in both defining structures for storage, retrieval and querying mechanism for the manipulation of information. In addition, the database system must

Student Register Id : 19nit07

SECTION-A

1	2	3	4	5	6	7	8	9	10
11	12	13	14	15	16	17	18	19	20
21	22	23	24	25	26	27	28	29	30

SECTION -A Time

30

SECTION-B

31	32	33	34	35	36
37	38	39	40	41	42

Staff Mark Entry Screen

Staff

Download CSV

Show 10 entries

Search:

Register No	Subject Code	Department Code	Class	view / Download Answer	Status	Update Mark
195T01	18UCIT41	SIT	8		Absent	
195T03	18UCIT41	SIT	8		Absent	
19a04	18UCIT41	SIT	8	<div>View</div> <div>Download</div>	completed	60
						Edit Mark
195T05	18UCIT41	SIT	8	<div>View</div> <div>Download</div>	completed	66
						Edit Mark
195T06	18UCIT41	SIT	8	<div>View</div> <div>Download</div>	completed	59
						Edit Mark
19a07	18UCIT41	SIT	8	<div>View</div> <div>Download</div>	completed	57
						Edit Mark
19a08	18UCIT41	SIT	8	<div>View</div> <div>Download</div>	completed	62
						Edit Mark
195T09	18UCIT41	SIT	8	<div>View</div> <div>Download</div>	completed	61
						Edit Mark
185T10	18UCIT41	SIT	8		Absent	
19a11	18UCIT41	SIT	8	<div>View</div> <div>Download</div>	completed	60
						Edit Mark

Showing 1 to 10 of 40 entries

Previous

1

2

3

4

5

Next